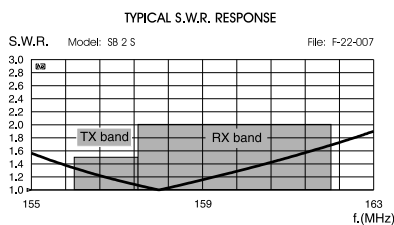
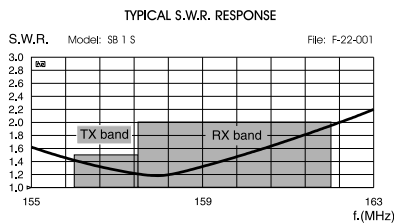


SB 1 S SB 2 S

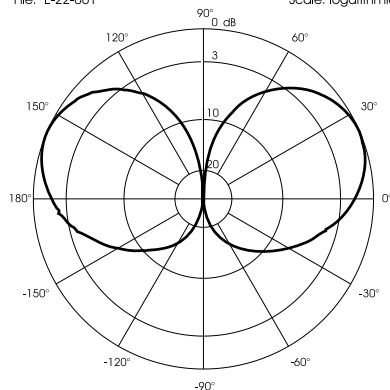
VHF Marine Antenna 156-162 MHz

SPECIFICATIONS

Electrical Data	SB 1 S	SB 2 S
Type	1/2 λ base loaded	
Frequency Range	TX band 156-157.425 MHz @ SWR \leq 1.5 RX band 156 - 162 MHz	
Impedance	50 Ω	
Radiation (H-plane)	360° Omnidirectional	
Radiation (E-plane)	Beamwidth @ -3dB = 60°	
Radiation angle	23°	
Polarization	Linear Vertical	
Gain	0 dBd, 2.15 dBi	
Max Power (CW) @ 30° C	100 Watts	
Grounding Protection	All metal parts are DC-grounded, the inner conductor is coupled capacitively	
Standard Mount	"M-1"	
Connector	UHF-Female	
Mechanical Data		
Materials	Fiberglass, Chromed Brass, Nylon	17/7 PH Stainless Steel, Chromed Brass
Height (approx.)	955 mm	1040 mm
Weight (approx.)	360 gr	330 gr



TYPICAL RADIATION PATTERN in E-plane at 158 MHz
File: E-22-001 Scale: logarithmic



SB 1 S

SB 2 S