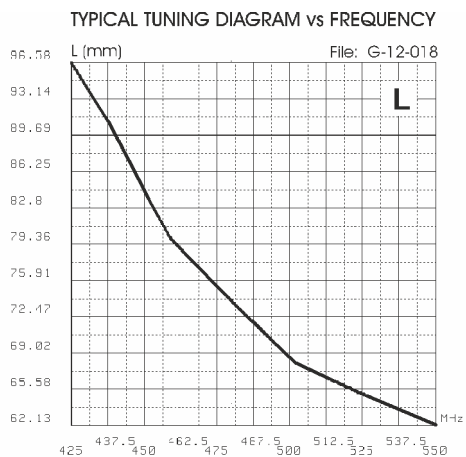


## TUNING INSTRUCTIONS



## MGA 108-550 PL MGA-E 136-174MHZ

VHF 108...550 MHz or 136-174MHz

Stainless steel whip with spring



**SIRIO**  
antenne

HI-QUALITY ANTENNAS MADE IN ITALY

## DESCRIPTION

1/4  $\lambda$  mobile antenna covering the frequency range of 108...550 MHz by using the enclosed cutting diagram. It is made of 17/7 PH stainless steel and supplied with a UHF-male (PL-259) connector suitable for the fitting on magnetic mounts, angular connector or portable RTx.

## SPECIFICATIONS

### Electrical Data

Type	: 1/4 $\lambda$
Frequency Range	: from 108 to 550 MHz tunable by cutting : 136-174 MHz (MGA-E 136-174 MHz)
Impedance	: 50 $\Omega$
Radiation	: Omnidirectional
Polarization	: Linear Vertical
Gain	: 0 dB ref. to a $\lambda/4$ whip
Bandwidth @ SWR $\leq$ 2	: $\geq$ 11.5 MHz @ 108 MHz ("MAG 125 PL" mount)
SWR @ res. freq.	: $\leq$ 1.5 @ 108 MHz ("MAG 125 PL" mount)
Max Power	: 100 Watts
Connector	: UHF-male (PL-259)

### Mechanical Data

Materials	: Stainless steel 17/7 PH, Chromed Brass
Height (approx.)	: 670 mm
Weight (approx.)	: 70 gr

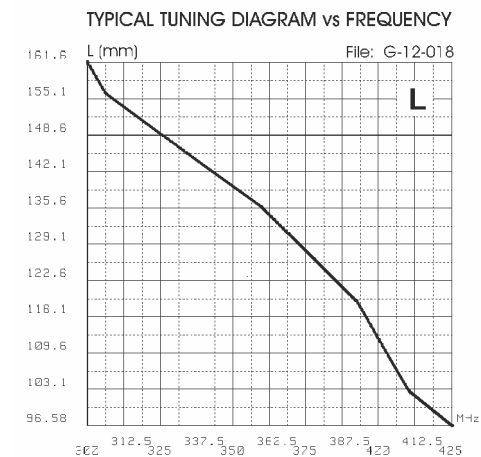
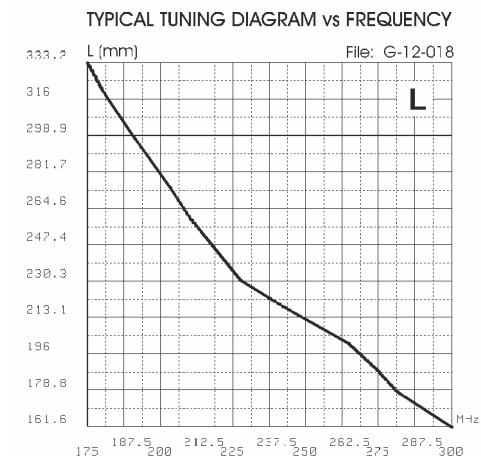
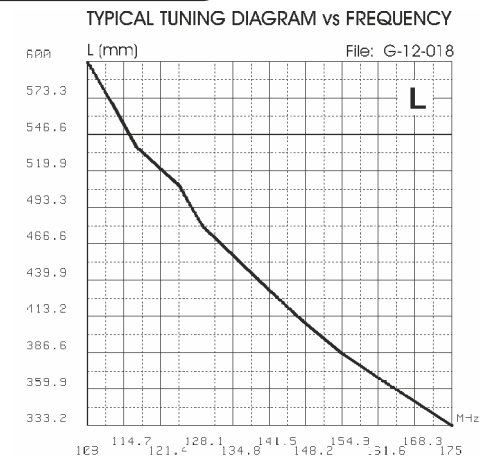
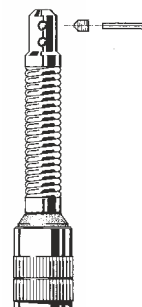
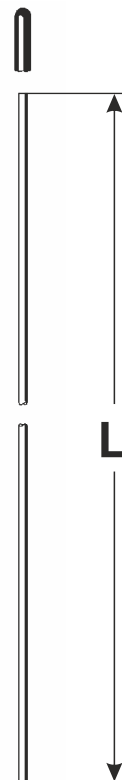
## ALTERNATIVE MOUNT TYPE



**MAG 125 PL:**  
 Frequency Range: from DC to 500 MHz  
 Overall Size:  $\varnothing$  127 mm  
 Materials: Chromed Brass, Nylon, Rubber  
 Cable: 3.6 m RG 58 / PL 259 R male  
 Antenna connection: UHF-female

**P/N 2502602.05 MAG 125 PL**

## TUNING INSTRUCTIONS



### NOTE:

- Use the curves just as a guide. For fine-tuning please use an SWR-Meter.
- The cutting diagram measurement has been made by using a SIRIO magnetic mount (MAG 125 PL, MAG 145 PL and MAG H 12 PL)